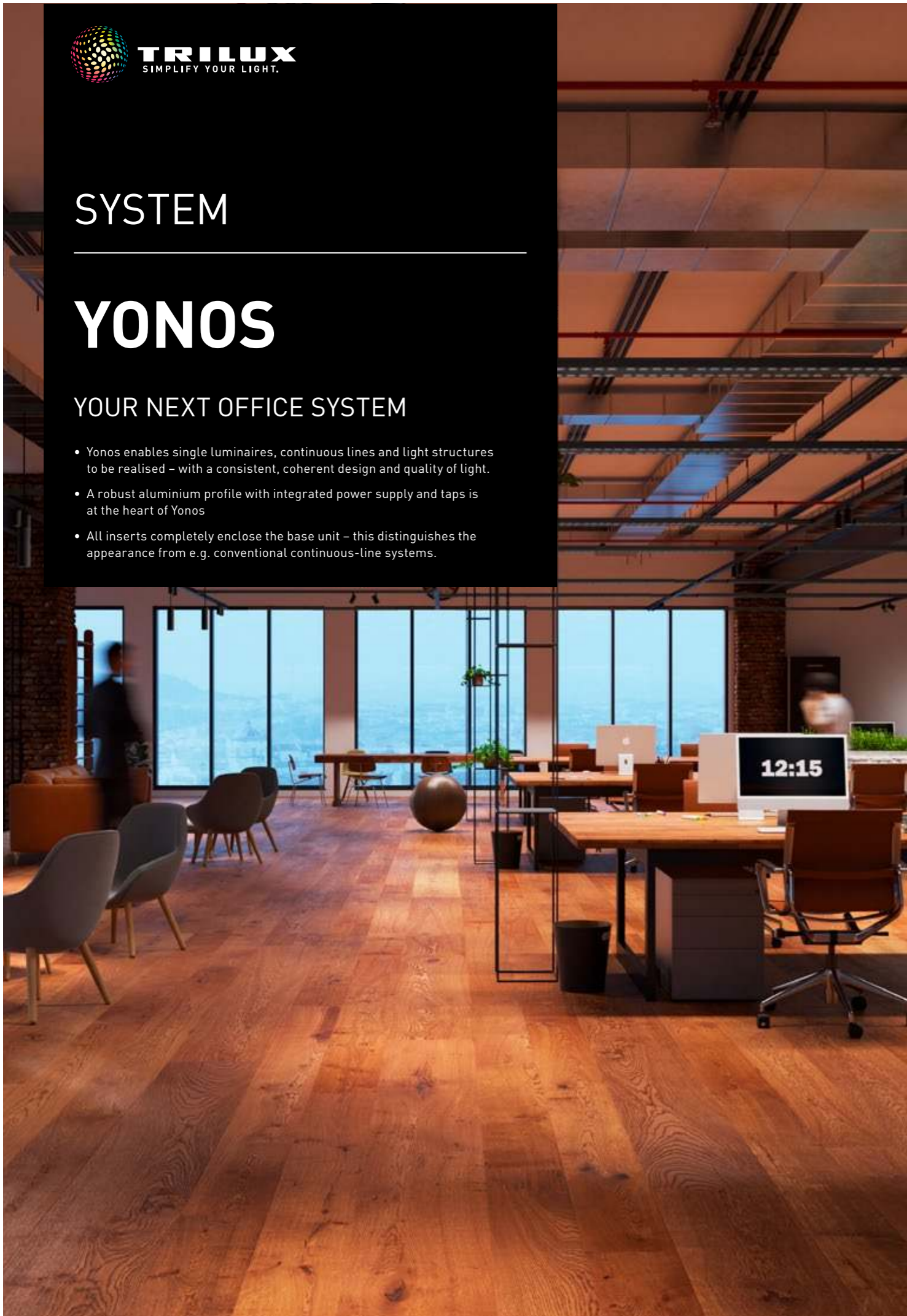


SYSTEM

YONOS

YOUR NEXT OFFICE SYSTEM

- Yonos enables single luminaires, continuous lines and light structures to be realised – with a consistent, coherent design and quality of light.
- A robust aluminium profile with integrated power supply and taps is at the heart of Yonos
- All inserts completely enclose the base unit – this distinguishes the appearance from e.g. conventional continuous-line systems.




Detailed product information:
www.trilux.com/yonos



Yonos

- Mounting type**
Surface-mounted/suspended
- Width of luminaire inserts**
67 mm, 220 mm
312.5 mm (surface-mounted only)
- Lengths of luminaire inserts**
Continuous line: 650 mm, 1,300 mm
Single luminaire: 650 mm, 1,300 mm, 1,625 mm
- Lengths of functional and decorative inserts**
325 mm, 650 mm
- Glare control**
According to optical system:
ConVision®: UGR<16 or UGR<19
Prismatic: UGR<19 or UGR<22
Opal: UGR<22
- Optics**
3 ConVision® optics
5 prismatic optics
2 opal optics
- Direct beam characteristic**
wide, narrow, wallwasher
- Indirect beam characteristic**
extreme wide
- Direct/indirect ratio**
70/30, 80/20, 90/10, 50/50, 0/100
- Energy efficiency**
up to 190 lm/W
- Individually configurable luminous flux packages**
1,500 lm to 10,000 lm
- Colour rendering | Light colour**
Ra > 80, Ra > 90
warm white, 3,000 K
neutral white, 4,000 K
Tunable White: 2,700 K - 6,500 K
- Service life**
L90 (tq25 °C) = 50,000 h
- Housing colour**
white
silver-grey
black
Further colours on request
- Wiring (through-wiring)**
5-pole or 7-pole
- Electrical version**
switchable and DALI dimmable (ETDD)
switchable and dimmable via radio (RF)
- Tap distances**
325 or 650 mm
- Connectors**
L, T, C, X connectors
- Further features**
Spotlight, pendant luminaire, sensor,
light management, emergency light and
blind module inserts
- Compatibility**
Finea light channel system (see page 122)
Sonnos downlight range (see page 44)

 IP20



SYSTEM HIGHLIGHTS

Flexible, adaptable, connective

Yonos contains everything you need for attractive office lighting: standard-compliant and particularly low-glare workplace lighting, linear light for corridors, effective accent lighting for relaxation areas and smart options for the future.

Yonos promises flexibility over the complete product life cycle: install the base units before the extension work begins, and later coordinate the various modules with the final room and lighting concept. Your needs have changed? Yonos adapts: structures can be reconfigured and modules can be repositioned or replaced – thanks to taps every 325 mm or 650 mm.




Extremely easy to mount

The modular design enables installation in two stages: first the base unit is installed, then the luminaire inserts are simply snapped into place. The patented catch and proven contacting technology ensure quick, safe and cost-effective installation.



Highly-efficient lighting technology

Yonos has 10 optical systems and is thus the ideal companion for illuminating different areas of the office. In addition to light distribution curves for room heights of up to 3 metres, the system also has optics for higher room heights.



Intelligence included

The Yonos system integrates sensors such as daylight and presence detectors as well as control modules. LiveLink light management controls the lighting – DALI lines are integrated in the infrastructure channel for this purpose. Alternative: the wireless Bluetooth®/Casambi control system. Devices from other manufacturers such as sound systems can also be integrated.



Sustainability

The modular product design makes repairs easy and significantly extends the service life of the system. If damaged or defective, individual elements such as the light insert, LED module, optic and driver can be replaced separately – even after decades. The connections between the individual components are designed to be easily separated from one another in the recycling process.



Individual colour diversity

Whether it's a continuous line or single luminaire, Yonos adapts to individual wishes, architectural styles and surrounding colour concepts. On request, the housing, end caps and limiters of the ConVision® version can be custom-designed in RAL colours.




CONFIGURE
NOW!



YONOS CONFIGURATOR

PLAN QUICKLY AND EASILY NOW!



GET IT DONE IN JUST A FEW STEPS




Start with customised configuration of the base elements!

STEPS	SELECTION OPTIONS
System form	6
Mounting options	2
Fixing accessories	4 Y-wire suspensions, 1-point wire suspensions, ceiling fixing clip, fixing clip with caddy clip
Supply cable lengths (for suspended only)	2
Ceiling rose (suspended only)	4
Ceiling rose colour (suspended only)	3
Continuous-line configuration	4 L-L-L, L-B-L, B-B, free arrangement
Wiring	2 5-core, 7-core
Infeed	2 front, rear
Taps	2
Indirect lighting	3 without indirect lighting, continuous indirect lighting, position indirect lighting individually
Light colours / CRI	5




























Ready! After configuring the base elements, complete the overall configuration with luminaire modules and additional modules.

LUMINAIRE MODULES

Yonos luminaire inserts are compatible with both base elements for continuous lines and base elements for single luminaires. Within a joint design of continuous line and single luminaires, the design and light effect are consistent and achieve a harmonious overall appearance.











Linear modules	Spotlight modules	Pendant modules	Indirect component
			
Maximum quality of light in the office thanks to perfectly harmonised light for the various usage zones. With a consistently high CRI 90 colour rendering index and variable light colour as an option for HCL concepts.	Spotlight modules create a high-contrast and atmospheric lighting mood wherever rooms are set in scene.	Integrating decorative pendant luminaires expands the design scope of Yonos. For customised design solutions and unique room concepts.	A flush indirect component extending across the entire length ensures pleasant brightening of the ceiling.

Finalise your Yonos lighting design by configuring the luminaire inserts!

STEPS	SELECTION OPTIONS
Luminaire insert lengths	3   
Optical systems	3 ConVision® optics, opal optics, prismatic optics
Light distributions	10          
Luminous flux packages	36 indirect  ...  direct  ... 
Light colours / CRI	5     
Switching type	1  
Colours	3   

*others on request

OVERVIEW OF OPTICS AND MODULES

ConVision® technology				
ConVision® technology UGR < 16 (CLW16)	ConVision® technology UGR < 19 (CLW19)	ConVision® technology Asymmetric (CLWW)		
With narrow-wide light distribution, ConVision®. VDU workstation-compliant. UGR < 16. For ceiling heights up to 3 m.	With narrow-wide light distribution, ConVision®. VDU workstation-compliant. UGR < 19. For ceiling heights up to 3 m.	With asymmetric light distribution, ConVision®.		
				
Prismatic				
Prismatic (CDP) Wide UGR < 19 (PW19)	Prismatic (CDP) Wide UGR < 22 (PW22)	Prismatic (CDP) Wide UGR < 19 (PHW19), with drop diffuser	Prismatic (CDP) Narrow UGR < 19 (PN19)	Prismatic (CDP) Asymmetric (PWW)
With narrow-wide light distribution and uniform illumination. VDU workstation-compliant. UGR < 19. For ceiling heights up to 3 m.	With narrow-wide light distribution and uniform illumination. UGR < 22. For ceiling heights up to 3 m.	With narrow-wide light distribution and uniform illumination, protruding. VDU workstation-compliant. UGR < 19. For ceiling heights up to 3 m.	With narrow light distribution and uniform illumination. VDU workstation-compliant. UGR < 19. For ceiling heights up to 4 m.	With asymmetric light distribution.
				
Diffuser				
Opal diffuser Lambertian UGR < 22 (DL22)	Opal diffuser Wide UGR < 19 (DW19)			
With lambertian light distribution and uniform illumination. UGR < 22. For ceiling heights up to 3 m.	With narrow-wide light distribution and partially uniform illumination. VDU workstation-compliant. UGR < 19. For ceiling heights up to 3 m.			
				

CONTACTS

TRILUX GmbH & Co. KG

Heidestrase · D-59759 Arnsberg

Postfach 19 60 · D-59753 Arnsberg

GERMANY

Tel. +49 2932 301-0

www.trilux.com/en

SiSEL Mühendislik Elektronik San. ve Tic. A.ş.

Şerifali Mah. Barbaros Cad. No 18

34775 Ümraniye İstanbul

TURKEY

Tel: +90 (216) 499 46 64

www.endalight.com

All technical data including dimensional and weight specifications have been compiled with due care. Errors reserved. Possible colour deviations are due to printing processes. We reserve the right to modify in the interest of progress. Luminaires are partly shown with accessories that must be ordered separately. Images of installations may show custom-manufactured luminaires. This publication was printed on PEFC-certified paper in an environmentally friendly way.